



# PRP

## SOLAR PV CARPORTS FOR PROJECTS OF ALL SIZES

the PRP solar carport system is a solar canopy solution that is highly configurable, easy to assemble and cost effective. With single, double, and large span options, it is the industry's most versatile solar carport solution.

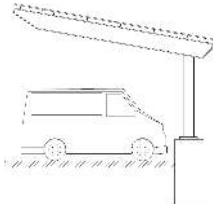
### KEY PRODUCT BENEFITS

- ✓ Robust design - perfect to areas with heavy wind, snow or rain
- ✓ Multiple configuration options
- ✓ Waterproof solutions including gutters and down spouts available
- ✓ Snow guards and multiple paint options
- ✓ Perfect for EV charging stations
- ✓ Installation services available

### KEY TECHNICAL FEATURES

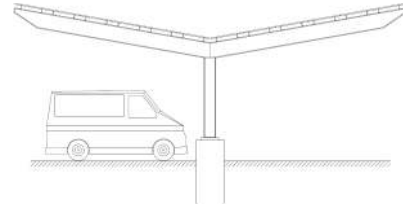
- ✓ Single row, double row options
- ✓ Mono-slope, pitched dual slope, through dual slope design options
- ✓ Durable galvanized steel construction (G90-G235)
- ✓ Corrosion resistant hardware (SS, Magni-Coated, Hot-Dip-Galvanized)
- ✓ Custom tilt angles
- ✓ Bird control and water management options
- ✓ 8' minimum clearance (higher available)
- ✓ Raised concrete piers (optional)
- ✓ Optimized span between posts (2-4 Stalls)
- ✓ Multiple foundation solutions
- ✓ Custom designed to geographic loads and local building codes
- ✓ Engineering field support

Polar Racking offers custom-designed solar carport mounting solutions for all types of parking lots. This includes single, double-row, and long-span carport configurations.



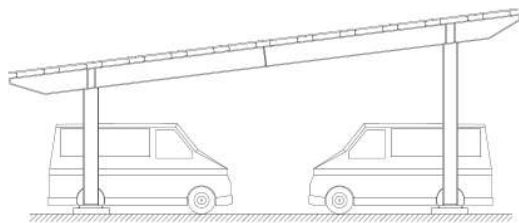
### **SINGLE ROW**

- PRP-1 Polar Car Port
- Covers a single row
- Flat, upslope, or downslope
- Ideal for narrow lots, pathways, against retaining wall, fenced area, office, multi-family, affordable housing, community pool, etc.



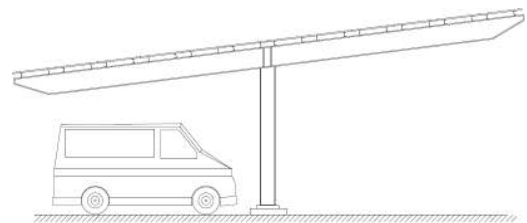
### **DOUBLE ROW, THROUGH SLOPE**

- PRP-2T Polar Car Port
- Covers double rows
- Upslope (Y-shape slope), through slope
- Ideal for larger lots that have additional space for parking, bigger housing units, bigger commercial buildings



### **DOUBLE ROW, LONG SPAN**

- PRP-LS Polar Car Port
- Covers two rows or greater
- Upslope and downslope, mono slope
- Ideal for covering larger lots, additional columns can be added to increase size



### **DOUBLE ROW, MONO SLOPE**

- PRP-2M Polar Car Port
- Covers double rows
- Upslope and downslope, mono slope
- Ideal for larger lots that have additional space for parking, bigger housing units, bigger commercial buildings

This document does not create any express warranty by Polar Racking or about its products or services. Polar Racking's sole warranty is contained in the written product manual for each product. The end-user documentation shipped with Polar Racking's products constitutes the sole specifications referred to in the product warranty. The customer is solely responsible for verifying the suitability of Polar Racking's product for each use. Subject to change without notice. Last updated in August 2021.